

Palantir Technologies

palantir.com/climate-pledge Copyright © 2024
Palantir Technologies Inc.

All Rights Reserved



Executive Summary

Palantir continues to fulfill its [Climate Pledge](#) commitments to eliminate as much of our carbon footprint as possible, and regularly report on our progress. In 2023, these commitments led to a 0.65% reduction of Scope 1, 2, and 3 total carbon emissions relative to our 2022 total, and a 38% reduction relative to our 2019 baseline. With these reductions, we continue to fulfill our 4.2% annual absolute linear carbon emissions reduction target over a ten-year period from our baseline year of 2019. In total, we calculate that Palantir accounted for 22,635 tonnes of gross greenhouse gas (CO₂e) emissions across Scopes 1, 2, and 3 in 2023, compared to 22,783 tonnes in 2022. Palantir calculates Scope 1, 2, and 3 emissions according to the GHG Protocol's Corporate Accounting and Reporting Standard.¹ Palantir also completed a thorough Scope 1 (stationary combustion) inventory in 2023, where improved data availability allowed us to achieve superior granularity for each year of Scope 1 carbon emissions reporting beginning in our baseline year of 2019. As in prior years, where Palantir's global emissions could not be fully reduced, we accounted for the balance of emissions through the purchase and retirement of credible, verified carbon credits and purchase of sustainable aviation fuel. Palantir also developed and published its first Environmental Policy in 2023. This Environmental Policy builds and expands upon the foundational principles outlined in our 2021 Climate Pledge, and allows us to highlight our sustainability practices and procedures with further detail and transparency.

When we developed Palantir's Climate Pledge in 2021, we signaled to the world our intention to minimize our environmental impact and reduce our greenhouse gas footprint through commitment to a carbon reduction target aligned with Science-Based Targets Initiative ("SBTi"). Palantir is an action-oriented company, and in the ensuing months and years, we undertook significant efforts to mature our greenhouse gas accounting and reporting, as well as develop internal processes that aligned with our commitment to carbon neutrality. We are proud of subsequent public reporting that demonstrates Palantir's reduced greenhouse gas footprint.

Palantir makes continued and consistent efforts to disclose our sustainability and environmental performance. Our carbon emissions totals across Scopes 1, 2, and 3 remain low on a global scale, and we believe we have relatively minimal environmental impact associated with our business operations and practices. Palantir remains committed to its 2021 Climate Pledge, and we make ongoing efforts to track and report our metrics in support of Palantir's commitment to reduce its greenhouse gas footprint. Our planet-focused initiatives ultimately further Palantir's continued intent to grow in our mission of furthering Western liberal values and democracy at a time of fraying global order, and we will continue to make efforts to minimize our environmental impact in support of this mission.

¹ See Appendix I for more detailed information on our GHG emissions reporting methodology.

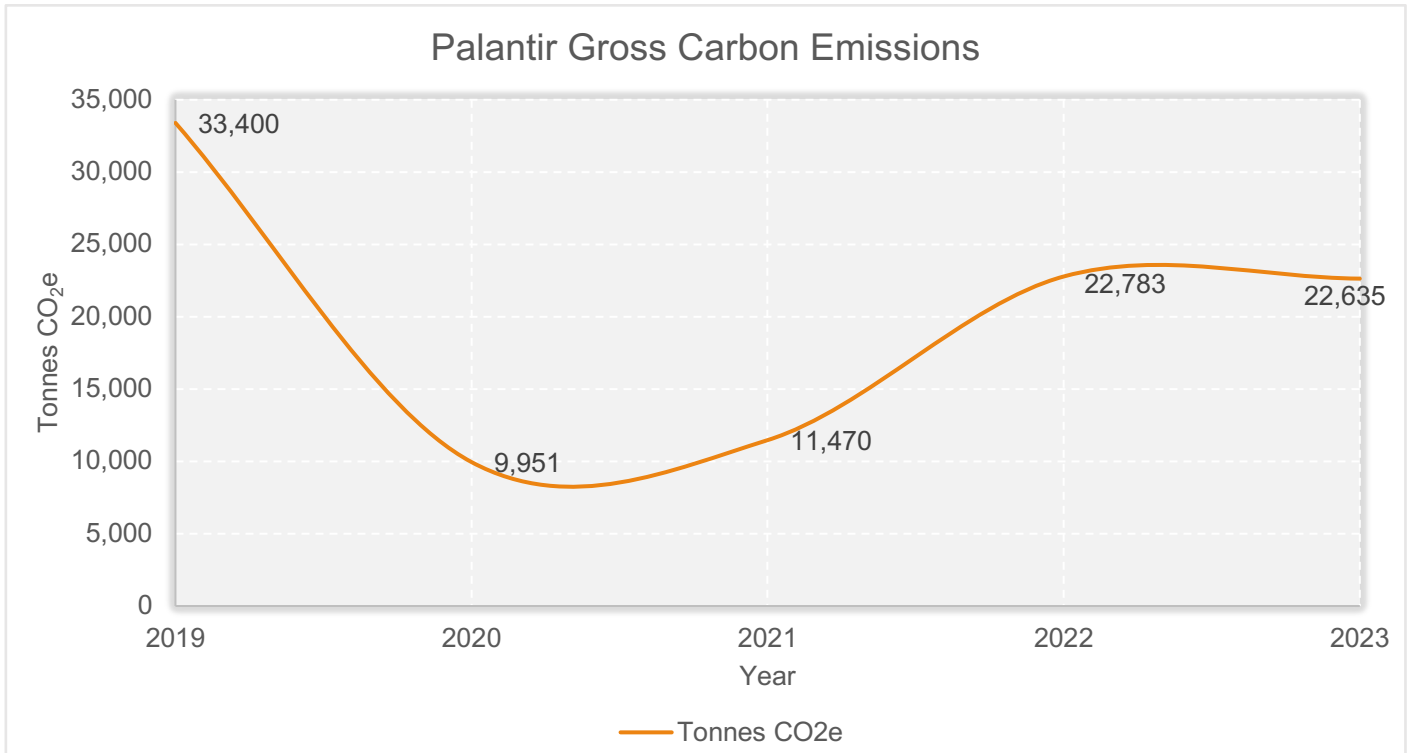


Figure 1: Trendline of Palantir's annual global gross carbon emissions from our baseline year of 2019, which includes Scopes 1, 2, and 3 as defined by the GHG Protocol. These are emissions excluding offsets.

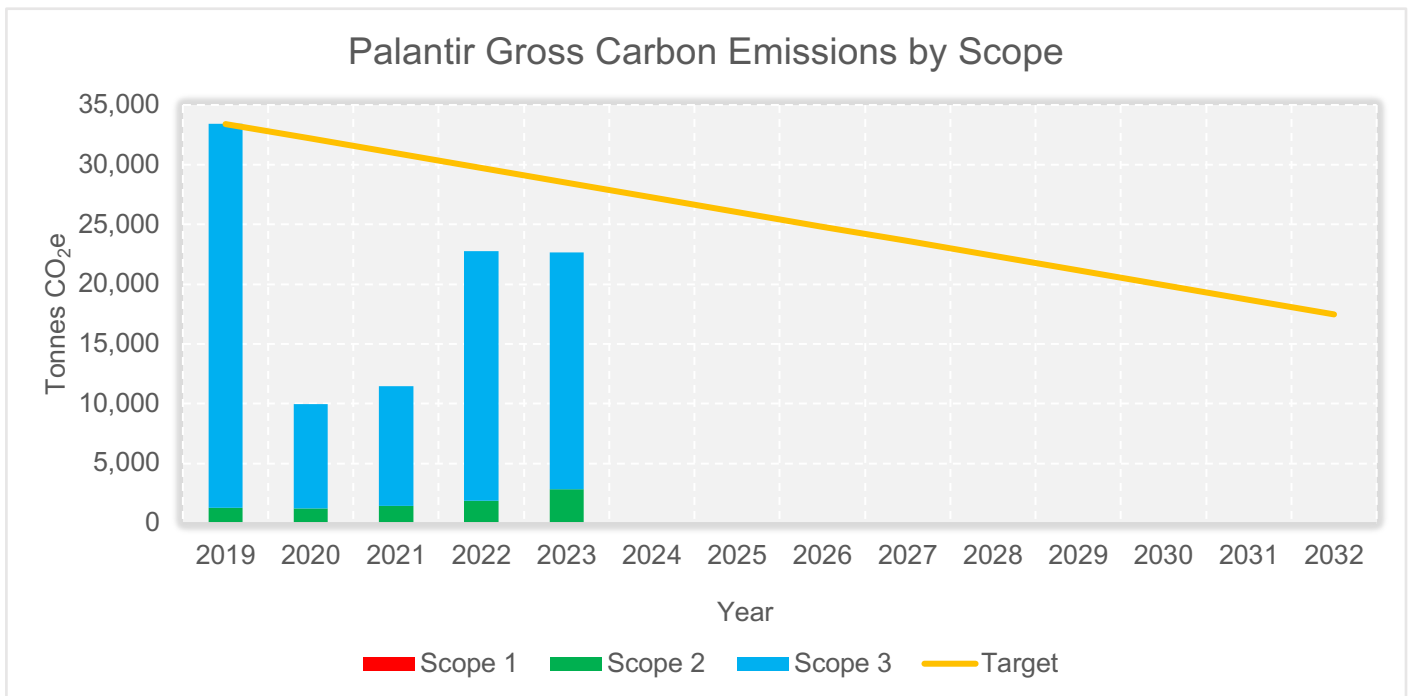


Figure 2: Palantir's global gross carbon emissions compared against our SBTi-aligned target for 4.2% annual absolute linear reduction from our baseline year of 2019. These are emissions excluding offsets.

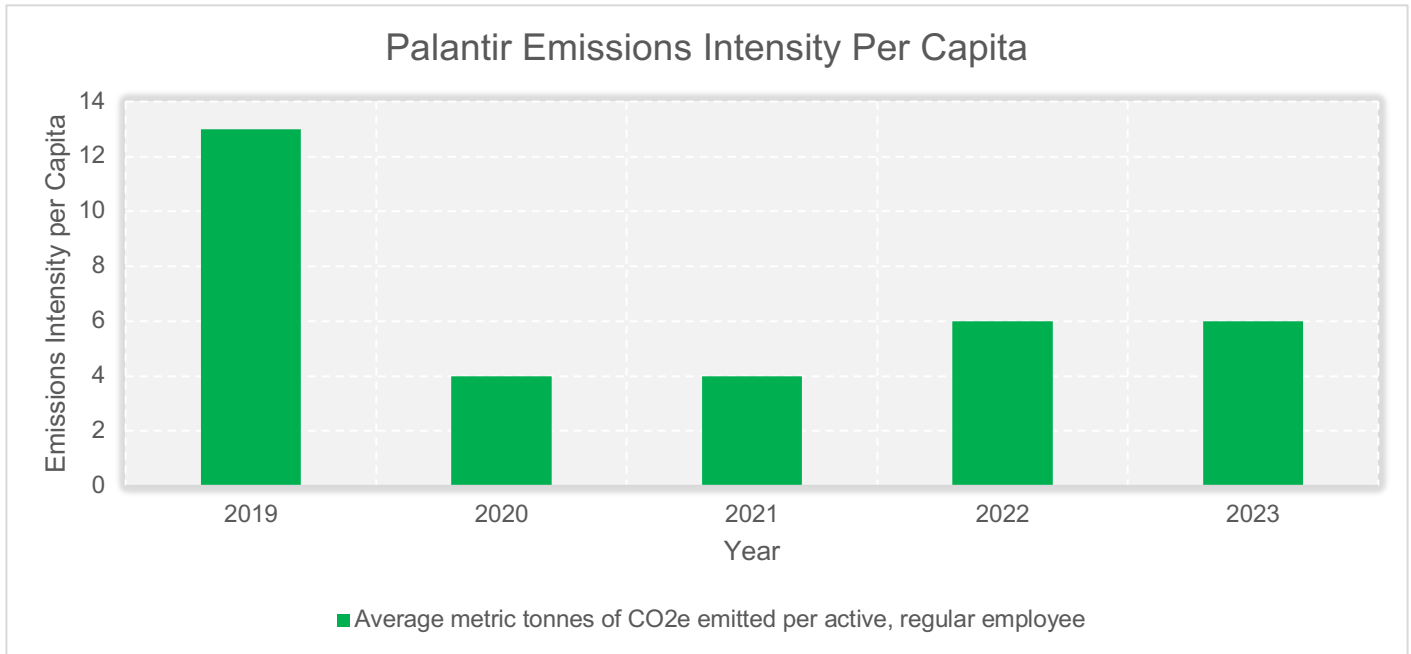


Figure 3: Emissions intensity per capita of Palantir employee headcount. This figure shows how much of Palantir’s carbon footprint can be attributed to each individual employee.²

Palantir Gross Carbon Emissions: Scopes 1, 2, and 3					
Scope	2019 tonneCO ₂ e	2020 tonneCO ₂ e	2021 tonneCO ₂ e	2022 tonneCO ₂ e	2023 tonneCO ₂ e
1	27	28	26	26	22
2 ³	1,276	1,198	1,406	1,834	2,796
3	32,097	8,725	10,038	20,923	19,817
Total	33,400	9,951	11,470	22,783	22,635

Table 1: Palantir’s gross carbon emissions across scopes from 2019-2023.⁴ This table offers a breakdown of the total tabulations represented on subsequent pages in Figure 1 and Figure 2.

Carbon Reduction and Emissions Intensity

Palantir’s 2023 topline emissions decreased by 0.65% in 2023 relative to 2022, which represents a 38% reduction from our baseline year of 2019. These figures, as well as the trendline in Figure 2, demonstrate that Palantir continues to fulfill the target we identified in our 2021 [Climate Pledge](#): 4.2% annual absolute linear reduction from our carbon emissions reporting baseline year of 2019. As in 2022, Palantir reports a 2023 emissions intensity per capita of 6 tonnes of CO₂e per employee, which is a 57% reduction of

² The employee totals used to calculate emissions intensity are the amounts reported at year end for each respective year in Palantir’s Annual Reports on Form 10-K filed with the U.S. Securities and Exchange Commission.

³ We calculate Scope 2 using the market-based approach, as outlined in [GHG Protocol Scope 2 Guidance](#). Our location-based Scope 2 totals are included, along with market-based totals, in the Appendix of this report.

⁴ Some of the totals represented here vary from the totals represented in our prior carbon reporting. Carbon reporting is often a complex task, especially for Scope 3, as we note in our disclaimer in the Scope 3 section of this report. The changes above represent improved data availability, improved methodology, or other improvements in our carbon emissions accounting approach.



emissions intensity per capita compared to our baseline year of 2019, as shown in Figure 3. We continue to seek an SBTi-aligned absolute linear reduction target of 4.2% annually across our global operations.

Scopes 1 and 2 Emissions

Scope 1 and 2 emissions are a relatively small proportion of Palantir's overall carbon footprint. As a software company that does not manufacture physical products nor build nor own physical facilities, we have a relatively low energy and utility consumption associated with our business operations and practices.

In 2023, Palantir conducted a thorough inventory of our stationary combustion (gas) consumption across our global portfolio of leased properties. The improved data availability and fidelity from this exercise resulted in reduced Scope 1 emissions for each year since our baseline year of 2019. Over the past year, we also carried out direct outreach to understand the energy mix in use to supply power to our leased office spaces. This exercise not only enabled Palantir to better understand the landscape of energy consumption that translates to our Scope 2 emissions and improve fidelity in our local energy emissions factors, but also allowed us to assess potential opportunities for the purchase of renewable power where available from our utility providers.

Palantir primarily calculates our Scope 2 emissions with a market-based approach,⁵ and we continuously evaluate our utility providers and overall consumption throughout the year. The 42% increase observed in our Scope 2 emissions for 2023 compared to 2022 in Table 1 primarily corresponds to an expansion of company footprint at certain hub offices.⁶ We continue to assess potential reduction actions for energy and utility consumption across our global portfolio of leased spaces in support of reducing our Scope 1 and 2 emissions.

Scope 3 Emissions

Scope 3 emissions constitute the large majority of Palantir's carbon footprint.⁷ As demonstrated in Figure 4, business travel is the largest overall contributor to Scope 3 emissions in 2023. While Palantir employees are encouraged to utilize virtual meeting options when possible, business travel continues to be necessary as part of our operations as a global company with offices on five continents. We believe Palantir's overall environmental impact due to travel remains comparatively minor on a global scale. We understand travel-related face-to-face meetings may impact Palantir's carbon emissions balance sheet, and we regularly look for ways to lower emissions attributed to travel while achieving business outcomes. Palantir continues to take an additional step of travel emissions disclosure and transparency by including carbon emissions

⁵ See Appendix I for a breakdown of our Scope 2 emissions in the market-based and location-based approaches. We follow the location-based and market-based approaches as outlined in [GHG Protocol Scope 2 Guidance](#).

⁶ Within that company footprint, several of our U.S. office locations are within LEED-certified facilities. Our Seattle, Washington office is in a building certified as LEED Gold, and our employees based in Austin, Texas work out of a facility certified as LEED Silver. Palantir holds a LEED Silver certification for our Washington, DC office build-out, and in 2023, we received an additional LEED Silver certification for our 2022 Washington, DC office expansion.

⁷ See Appendix I for a detailed breakdown of our Scopes 1, 2, and 3 greenhouse gas emissions, as well as a detailed explanation of those Scope 3 categories that do not apply to Palantir's business.



tabulations for lodging and corporate accommodations, which is not required by the Greenhouse Gas Protocol Corporate Accounting Standard. We have included emissions attributed to lodging and corporate accommodations since our baseline year of 2019, and intend to continue to do so given the overall prevalence of business travel in our operations.

When considering Palantir's overall carbon emissions profile, it is important to consider where financial cost savings may enable carbon emissions savings. Palantir prioritized profitability across the enterprise throughout 2023, which included limiting business travel to occasions of most need, among other initiatives. Many cost-saving initiatives in 2023 ultimately enabled Palantir to reduce its carbon emissions and improve its environmental sustainability posture in 2023.

As previewed in our past carbon emissions reporting, we submitted our targets to SBTi for validation in 2023; however, we cannot be certain how our submitted targets will be evaluated under the current SBTi target-setting and validation parameters. As we developed our carbon reduction targets, we discovered that there were few viable target reduction pathways for those companies with more options to reduce Scope 3 emissions compared to Scopes 1 and 2. Palantir is a company with zero physical manufactured goods, a real estate portfolio of entirely leased office spaces, and an emissions footprint comprised almost completely of Scope 3 emissions. As a result, developing carbon reduction targets for each of Scope 1, 2, and 3 emissions, as opposed to a collective carbon reduction target, is challenging. We also dedicated considerable time during 2023 to submit an intensity-based target for validation to SBTi, and settled on a target based on an intensity metric of emissions per compute-hour, as compute-hours are a core measure of our business output as a software company.

Over the past few years, Palantir has made engineering investments that improve the compute efficiency of our Foundry, Gotham, Apollo, and Artificial Intelligence Platform (AIP) software platforms, and we intend to continue with these investments. Palantir's carbon emissions attributed to cloud compute reduced 32% year-over-year from 2022 to 2023. Palantir's internal teams regularly evaluate where we can reduce our cloud compute consumption while maintaining intended company growth. As the world transitions to a low-carbon future, Palantir regularly evaluates pathways to more accurately and transparently account for greenhouse gas emissions throughout our global operations. Regardless of the validation outcome of our target submitted to SBTi in 2023, we continue to target an SBTi-aligned 4.2% annual absolute linear reduction in gross greenhouse emissions across Scopes 1, 2, and 3 from our baseline year of 2019, and will continue to explore carbon reduction pathways viable for software companies with minimal environmental impact.

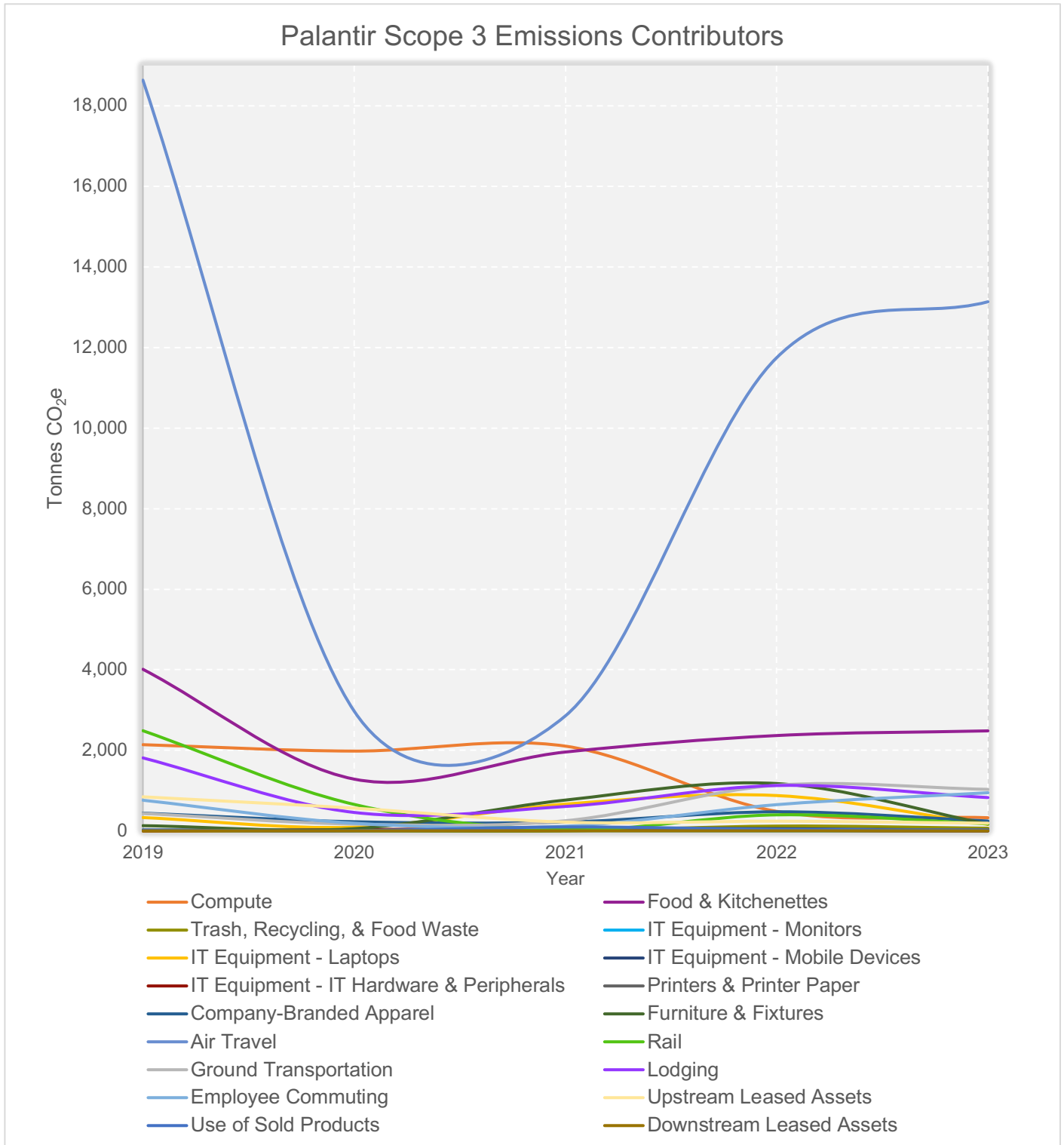


Figure 4: Trendlines of emissions for each Scope 3 Emissions Category, as described by the GHG Protocol. These emissions tabulations by Scope 3 Category are described in detail in Appendix I.



Carbon Offsets

In keeping with our goal of achieving carbon neutrality each year⁸, Palantir continues to purchase credible, verifiable carbon avoidance and removal offsets to account for unreduced emissions. In addition to the environmental benefits, our decision-making criteria also incorporates additionality and the co-benefits to local communities when selecting carbon offset projects. We proudly supported three carbon offset projects in 2023 across the region of Latin America. The volume of credits purchased in 2023 surpasses our overall carbon emissions for 2023, and we intend to apply the balance of credits to future years of emissions, as applicable.

All carbon offset project information for the projects listed below, including verification and certification details, is available in Appendix II of this report.

Mexico

For the second consecutive year, Palantir supported “Seeing the Forest for the Trees” carbon removal projects through the team at Cool Effect, a non-profit climate organization. Certified by Climate Action Reserve, “Seeing the Forest for the Trees” projects are notable for their significant social and economic development benefits in addition to environmental benefits. These Improved Forest Management (IFM) projects preserve forests managed by local and indigenous communities (“ejidos”) in states throughout Mexico, which would otherwise be logged without revenues from carbon credit purchases. Logging would not only destroy local forests and biodiversity, but also inhibit local communities’ access to social development opportunities. Income from carbon projects helps secure indigenous land tenure, provide access to clean water systems, improve local infrastructure, and create employment for marginalized communities. Communities agree to the terms and conditions of carbon payments via democratic assembly, and generally receive about 70% of the purchase price. Palantir’s purchase of 10,000 tonnes of carbon removal credits from “Seeing the Forest for the Trees” supports the following United Nations Sustainable Development Goals (SDGs): No Poverty (1), Zero Hunger (2), Clean Water and Sanitation (6), Reduced Inequalities (10), Sustainable Cities and Economies (11), Climate Action (13), and Life on Land (15).

Brazil

Brazil is one of the world’s largest emitters of methane gas, which has a global warming potential (GWP) eighty times higher than that of carbon dioxide. Certified by Gold Standard for Global Goals, the Manaus Landfill Gas Project was established to collect and flare methane released from 60-hectare landfill in the city of Manaus, located in the heart of the Amazon. Flaring methane, which permanently destroys the gas, not only prevents the release of destructive greenhouse gases into the atmosphere, but it also enhances overall well-being for Manaus’ nearly 2.2 million residents through the improvement of air quality. Many of those who live in Manaus live under the poverty line, and this project provides employment in addition to health and environmental benefits. Palantir’s purchase of 9,764 carbon avoidance credits from the Manaus Landfill Gas Project supports the following United Nations Sustainable Development Goals (SDGs): Gender

⁸ Information regarding progress towards our ongoing carbon neutrality goal, including details about carbon offset purchases in prior years, can be found on [Palantir’s Climate Pledge page](#).



Equality (5), Affordable Clean Energy (7), Decent Work and Economic Growth (8), and Climate Action (13).

Argentina

In partnership with South Pole, a carbon project and climate consultancy, Palantir supported the Genneia Wind Project in Argentina through the purchase of carbon avoidance credits certified by VERRA. Argentina’s remote southern landscape — dominated by Patagonian peaks and vast wind-swept plains — is one of the world’s premier geographies for the capture of wind energy, but economic conditions in recent years inhibited the development of the country’s renewable energy sector. Genneia’s wind farms in the Buenos Aires and Chubut provinces capture prevailing winds that come off the Atlantic Ocean to generate clean, renewable energy for use in Argentina’s national grid, minimizing the country’s reliance on fossil fuels. Palantir’s purchase of 10,736 tonnes of carbon avoidance credits from Genneia Wind supports the following United Nations Sustainable Development Goals (SDGs) as certified by Verra: Affordable and Clean Energy (7), Decent Work and Economic Growth (8); Climate Action (13); and Innovation, Industry, and Infrastructure (9).

Sustainable Aviation Fuel (SAF)

Palantir joined the United Airlines Eco-Skies Alliance as an inaugural participant in 2021, and continued our participation for the third consecutive year in 2023. Through United Airlines, one of Palantir’s commercial customers, Eco-Skies participants purchase sustainable aviation fuel (SAF) as part of broader initiatives toward reducing environmental impact in business travel. Each Eco-Skies participant company is allocated Scope 3 greenhouse gas emissions reductions for their business travel on United relative to their associated volume of purchased SAF. The SAF Palantir purchased in 2023 as part of the Eco-Skies Alliance resulted in an average of 87-88% lifecycle emissions reduction compared with conventional jet fuel according to the certificate and report we received from United. This certificate also mentions that the SAF Palantir purchased from United was produced in Porvoo, Finland, and received sustainability certification from International Sustainability & Carbon Certification (ISCC) EU. You can read more about United’s emissions reduction endeavors on their [website](#).

Palantir Sustainable Aviation Fuel (SAF) Allocation⁹			
	2021	2022	2023
<i>SAF Gallons Allocated</i>	40,000	32,000	32,000
<i>Scope 3 GHG Reductions</i>	~370 tonneCO ₂ e (Well-to-Wake)	~305 tonneCO ₂ e (Well-to-Wake)	~346 tonneCO ₂ e (Well-to-Wake)

Table 2: Palantir’s SAF Allocation and Associated Scope 3 Greenhouse Gas Reductions

Notes on Emissions Calculations

Calculating and projecting greenhouse gas emissions is sometimes a complex task as the complete data needed to tabulate these emissions is not always available. Palantir’s own Foundry Carbon Module software allows us to streamline, aggregate, and update our tabulations if and when new data becomes

⁹ “Allocation” refers to the total gallons of SAF purchased by Palantir.



available. We have made every effort to include all available data into our model. As the available data changes and the models are refined, these tabulations may see year-to-year variability. We continue to refine available emissions intensity factors for improved granularity in our tabulations, and re-configure modeling for improved fidelity where applicable.

In the event that an updated model or dataset results in a greenhouse gas estimate changing for historical emissions, we will update our offsets purchases in the next calendar year to account for these differences in order to remain in accordance with our carbon neutrality commitments. At this time, we do not seek independent third-party verification of our carbon emissions data, though we regularly monitor regulatory requirements and policy landscapes that may require said verification in the future. Palantir continues regular engagement with external sustainability, climate, and responsible business entities to track our progress and stay up-to-date with the latest evaluations of corporate sustainability performance.

Environmental Policy

Palantir developed and published its first [Environmental Policy](#) in 2023, which applies across our global operations. This Environmental Policy builds upon the original commitments outlined in Palantir's 2021 [Climate Pledge](#), and allows us to further detail our greenhouse gas (carbon) accounting, environmental reporting, and sustainability procedures. As the world continues to evaluate corporate climate action, and ways in which it should be tracked and regulated, Palantir developed this policy as a good faith effort towards transparency of our internal environmental practices. We recognize that the corporate climate reporting landscape is ever-changing, and we aim to regularly revisit the policies and procedures outlined in the policy as our own internal initiatives may evolve over the coming years.

Concluding Comments

Palantir's core mission in both sustainability and carbon reduction is to focus on action, rather than words. We are a mission-driven company oriented toward global impact, which has undergirded our operating posture ever since Palantir was founded over twenty years ago. As a company, we pride ourselves on thinking long-term, while also making short-term decisions to catalyze growth. It is in this spirit of action and long-term thinking that we began in 2021 to track, monitor, and reduce our greenhouse gas emissions.

As a closing note, while we make every reasonable attempt to reduce our own environmental footprint, Palantir believes our most significant positive climate impact comes through the work we enable for our customers and partners through the use of our software products. In this "product-first" approach to sustainability, the impact is orders of magnitude larger than Palantir's could ever be alone, through empowering our customers to reduce their own greenhouse gas footprint or create cutting-edge solutions for a carbon neutral future. Much as Palantir is committed to the [defense of the state whose existence is a precondition for our own](#), we remain in defense of the physical environment whose existence is a precondition of our own. Our carbon reduction commitment is just one of many steps in Palantir's sustainability journey.



Appendix I: Carbon Tabulations

Palantir continuously monitors its Scope 1, 2, and 3 emissions using the Foundry Carbon Module (“FCM”) on our company’s commercial software platform, Palantir Foundry. FCM provides an enterprise-wide picture of our largest emissions sources including electricity usage, business travel, and compute power. In contrast to standard carbon calculators that are static top-level metrics, our emissions include the most granular available emissions factors that are automatically recomputed and re-aggregated as new operational data is ingested. As a result, we believe Palantir’s Scope 1, 2, and 3 carbon emissions are accurately measured, even without third-party verification, since FCM uses the most updated available data to tabulate, which we calculate in accordance with the GHG Protocol. See the Section titled “Scope 3 Emissions” for additional explanation.

The below categories are defined in accordance with Greenhouse Gas Protocol Corporate Accounting and Reporting Standard (Revised Edition), against which we align our carbon accounting methodologies. Tabulations are inclusive of greenhouse gas-emitting activities across Palantir’s global operations, and measurements in carbon dioxide equivalent (CO₂e) include all greenhouse gases covered by the Kyoto Protocol. We include this table to show the granularity with which we both track and aggregate data across internal workstreams in our carbon tabulations efforts, as well as to demonstrate transparency in our carbon emissions reporting.

Palantir regularly conducts an inventory of its greenhouse gas (carbon) emissions accounting, using the operational control consolidation approach. 100% of emissions are included from those subsidiaries and joint ventures for which Palantir has the ability to direct financial and operating policies.

Scope	GHG Protocol Category	2019	2020	2021	2022	2023
1	Stationary Combustion Emissions: Company Facilities: Gas Meter in kWh	27	28	26	26	22
2	Purchased Electricity, Steam, Heating, and Cooling (market-based location-based) ¹⁰	1,276 1,502	1,198 1,476	1,406 1,697	1,834 2,022	2,796 3,040
3	Category 1: Purchased Goods and Services: Compute (supplier-specific method)	2,140	1,981	2,104	485	327
3	Category 1: Purchased Goods and Services: Food, Kitchenettes, and Catering	4,012	1,285	1,958	2,367	2,483

¹⁰ The Grand Totals on page 13 below incorporate the market-based figures.



	(supplier-specific and average-data methods)					
3	Category 1: Purchased Goods and Services: IT Equipment – Monitors (average-data method)	15	4	6	2	0
3	Category 1: Purchased Goods and Services: IT Equipment – Laptops (supplier-specific method)	331	92	665	877	161
3	Category 1: Purchased Goods and Services: IT Equipment – Mobile Devices (supplier-specific method)	22	19	52	54	11
3	Category 1: Purchased Goods and Services: IT Equipment – IT Hardware & Peripherals (spend-based method)	1	27	78	15	0
3	Category 1: Purchased Goods and Services: Printers & Printer Paper (supplier-specific and average-data methods)	13	18	17	20	31
3	Category 1: Purchased Goods and Services: Company-Branded Apparel & Other Goods (average-data method)	441	227	219	474	246
3	Category 2: Capital Goods: Furniture & Fixtures (spend-based method)	129	55	765	1,175	170
3	Category 5: Waste Generated in Operations: Food Waste¹¹ (supplier-specific and average-data methods)	N/A	N/A	N/A	119	64
3	Category 5: Waste Generated in Operations: Recycling, Trash, and Other Waste¹² (supplier-specific method)	N/A	N/A	N/A	N/A	2
3	Category 6: Business Travel: Air Travel (distance-based method)	18,639	2,975	2,857	11,748	13,134

¹¹ See “Category 5: Waste Generated in Operations” on page 14 for more details on this category.

¹² See “Category 5: Waste Generated in Operations” on page 14 for more details on this category.



3	Category 6: Business Travel: Rail (distance-based and spend-based methods)	2,487	657	29	398	175
3	Category 6: Business Travel: Ground Transportation (distance-based and spend-based methods)	434	168	252	1,133	1,031
3	Category 6: Business Travel: Lodging (average-data method)	1,812	458	606	1,126	827
3	Category 7: Employee Commuting: Commuting to Work (average-data method)	761	190	116	651	947
3	Category 8: Upstream Leased Assets: Corporate Apartments (average-data method)	846	564	217	96	78
3	Category 8: Upstream Leased Assets: Relocation Housing (average-data method)	N/A	N/A	N/A	145	113
3	Category 11: Use of Sold Products: On-Premise Power – Estimated¹³ (direct-use phase emissions)	14	5	97	38	17
3	Category 13: Downstream Leased Assets: Electricity¹⁴ (average-data method)	0	0	0	0	0
3	Category 13: Downstream Leased Assets: Gas Derived from Area¹⁵ (average-data method)	0	0	0	0	0
Grand Totals (tCO_{2e}) <i>[incorporating Scope 2 market-based figures]</i>		33,400	9,951	11,470	22,783	22,635

¹³ We conducted a thorough inventory of On-Premise Power parameters in 2023. The figures represented in prior reporting have been updated in this 2023 Carbon Emissions Report to reflect improved data availability and fidelity of our input parameters.

¹⁴ The electricity in our Downstream Leased Assets comes from renewable energy directly powering downstream leased assets.

¹⁵ The carbon emissions from gas in our Downstream Leased Assets are offset by the municipal gas provider.



The following Scope 3 categories do not apply to or are not available for Palantir's business operations at the time of the release of this report:

- **Category 3: Fuel and Energy-Related Activities**
 - The entirety of Palantir's fuel and energy consumption is included in calculations for Scopes 1 and 2. Palantir does not sell fuel or energy to downstream customers, and thus has no associated upstream Category 3 emissions.
- **Category 4: Upstream Transportation and Distribution**
 - Palantir neither owns nor operates any vehicles, storage facilities, or logistics facilities for company purposes that are not otherwise included within Category 6: Business Travel. Palantir's software and technology offerings are not physical products, and thus do not require transportation, distribution, or storage. All transportation emissions are accounted for in Category 6: Business Travel.
- **Category 5: Waste Generated in Operations**
 - As a software company with minimal physical footprint, Palantir's operations result in a negligible amount of physical waste. We do no heavy manufacturing and do not use large amounts of water or industrial chemicals. We have virtually no gaseous or liquid effluent. Our primary sources of waste are IT equipment and food waste. We make every attempt to dispose our IT equipment through third parties that recycle components to the degree possible. Food-related waste is often recycled or composted where local greenwaste providers are able to facilitate this process. We do not have food waste tabulations available prior to 2022, and in 2023, trash, recycling, and other waste data tabulations are only available for our London office.
- **Category 9: Downstream Transportation and Distribution**
 - Palantir's software and technology offerings are not physical products, and thus do not require transportation, distribution, or storage after the point of sale.
- **Category 10: Processing of Sold Products**
 - Palantir's software and technology offerings are not manufactured products, and thus there are no emissions associated with any processing for intermediate sold products by third parties subsequent to the sale of Palantir's products.
- **Category 12: End-of-Life Treatment of Sold Products**
 - Palantir's software and technology offerings are not physical products, and thus do not require end-of-life treatment for either intermediate or final sold products via landfilling, incineration, or recycling.
- **Category 14: Franchises**
 - Palantir does not operate a franchise model anywhere in the world as of this report's release.
- **Category 15: Investments**
 - Category 15 is designed primarily for public and private financial institutions, neither category of which applies to Palantir.



Appendix II: Carbon Offsets Project Information - 2023

Project Name: **Ejido La Selva or “Seeing the Forest for the Trees”**

- Name of Business Entity Selling Offset: **Cool Effect, Inc.**
- Name of Offset Registry: **Climate Action Reserve**
- Amount: **10,000 tonnes**
- Project ID Number: **CAR1464; CAR1521**
- Offset Project Type: **Carbon Removal; Forestry**
- Site Location: **Oaxaca (CAR 1464) and State of Mexico (CAR 1521), Mexico**
- Protocol Used to Estimate Emissions Reductions/Benefits: **Mexico Forest Protocol, 2 [Link](#)**
- Is there third-party verification of company data and claims listed? **Yes. Project verification details are available in verification reports for [CAR1464](#) and [CAR1521](#), respectively.**
- [Registry Link](#)
 - *Search for “Palantir” in the “Retirement Reason Details” field*

Project Name: **Manaus Landfill Gas**

- Name of Business Entity Selling Offset: **Cool Effect, Inc.**
- Name of Offset Registry: **Gold Standard for Global Goals**
- Amount: **9,764 tonnes**
- Project ID Number: **GS 11728**
- Offset Project Type: **Carbon Avoidance; Biogas - Electricity**
- Site Location: **Manaus, Brazil**
- Protocol Used to Estimate Emissions Reductions/Benefits: **ACM0001 v18.0**
- Is there third-party verification of company data and claims listed? **Yes, Gold Standard requires third-party verification for all carbon offset projects. All documentation or verification and validation can be found on page 1 of the “GS4GG Verification Report” available [here](#).**
- Registry Links:
 - [Overall Project Details](#)
 - [Details Specific to Palantir’s Retirement](#)

Project Name: **Genneia Wind Project**

- Name of Business Entity Selling Offset: **South Pole USA, Inc.**
- Name of Offset Registry: **VERRA**
- Amount: **10,736 tonnes**
- Project ID Number: **1987**
- Offset Project Type: **Carbon Avoidance; Energy Industries (renewable/non-renewable sources)**
- Site Location: **Argentina**
- Protocol Used to Estimate Emissions Reductions/Benefits: **ACM0002**



-
- Is there third-party verification of company data and claims listed? **Yes, VERRA requires third party verification for all carbon offset projects. Documentation can be found on the [registry](#).**
 - Registry Links:
 - [Overall Project Details](#)
 - [Details Specific to Palantir's Retirement](#)

Note: At the time of this document's release, Palantir does not seek separate and additional third-party verification of its carbon emissions data. However, each respective carbon emissions offset purchase completed by Palantir has third-party verification and validation, as indicated above.



This report contains “forward-looking” statements within the meaning of Section 27A of the Securities Act of 1933, as amended, and Section 21E of the Securities Exchange Act of 1934, as amended, and these statements involve substantial risks and uncertainties. All statements other than statements of historical fact could be deemed forward-looking, including, but not limited to, expectations regarding any current or potential customers, partnerships, or other business relationships or initiatives, expectations regarding the expected benefits of and applications for our software platforms, expectations regarding future operations, including with respect to sustainability efforts, as well as assumptions relating to the foregoing. Forward-looking statements are inherently subject to risks and uncertainties, some of which cannot be predicted or quantified. In some cases, you can identify forward-looking statements by terminology such as “guidance,” “expect,” “anticipate,” “should,” “believe,” “hope,” “target,” “project,” “plan,” “goals,” “estimate,” “potential,” “predict,” “may,” “will,” “might,” “could,” “intend,” “shall,” and variations of these terms or the negative of these terms and similar expressions. You should not put undue reliance on any forward-looking statements. Forward-looking statements should not be read as a guarantee of future performance or results and will not necessarily be accurate indications of the times at, or by, which such performance or results will be achieved, if at all.

Forward-looking statements are subject to a number of risks and uncertainties, many of which involve factors or circumstances that are beyond our control. Our actual results could differ materially from those stated or implied in forward-looking statements due to a number of factors, including but not limited to risks detailed in our filings with the Securities and Exchange Commission (the “SEC”). You can locate these reports on our investor relations website (investors.palantir.com) or on the SEC website (www.sec.gov). If the risks or uncertainties ever materialize or the assumptions prove incorrect, our results may differ materially from those expressed or implied by such forward-looking statements. Except as required by law, we assume no obligation and do not intend to update these forward-looking statements or to conform these statements to actual results or to changes in our expectations.